

Electric Motor Driven

Submersible Pump

Models S3B1-E6 and S3B1

Size 3"



PUMP SPECIFICATIONS

Suction Head: Aluminum Alloy 356-T6 With Bonded Nitrile Lining;

Maximum Operating Pressure 50 psi (345 kPa).*

Impeller: Ductile Iron 65-45-12.

Seal Plate: Aluminum Alloy 356-T6 With Bonded Nitrile Lining.

Intermediate: Aluminum Alloy 356-T6.

Motor Housing: Aluminum Alloy 356-T6.

Motor Shaft: Stainless Steel 416.

Bearings: Upper, Open Single Row Ball Bearing.

Lower, Two Shield, Double Row Ball Bearing.

Shaft Sleeve: Stainless Steel 304.

Discharge Flange: Aluminum Alloy 356-T6.

Gaskets: Cork with Nitrile Binder (NC710).

O-Rings: Buna-N.

Wetted Hardware: Standard Plated Steel and Stainless Steel.

Strainer: Urethane Coated Steel. 51% Open Area,
0.375" (9.5 mm) Diameter Openings.

Hoisting Bail: Urethane Coated Steel.

Standard Equipment

NEMA Type 3R Rainproof Control Box. (See Section 130, Pages 80 and 85.)

Provides On-Off, Circuit Breaker and Motor Overload Protection.

Optional Equipment

Liquid Level Control: (See Sec. 130, Page 150.)

a. Turtle Type Pressure Activated Level Switch.

b. Float Activated Level Switch.

Staging Adapter Kit.

MOTOR/CABLE SPECIFICATIONS

Motor: Oil Filled Enclosure; 6.0 H.P.; 3450 R.P.M.

Single Phase: 230 Volt, 60 Hz, 34 Full Load AMPS, 7.2 kW (Max.)

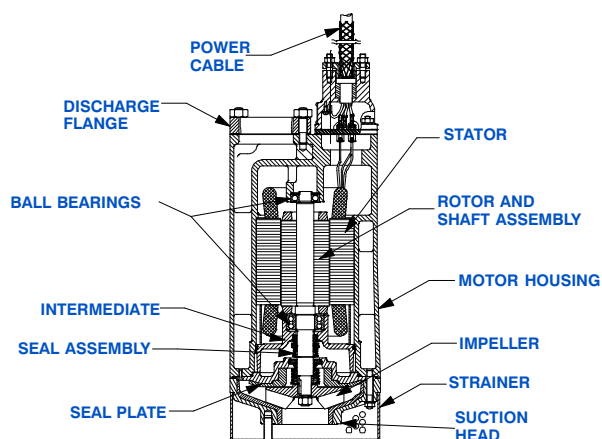
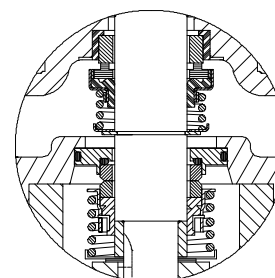
Three Phase: 200/230/460/575 Volt, 60 Hz, 26.5/23/11.5/9.2

Full Load AMPS, 6.8 kW (Max.)

Power Cable: 4 Wire; Type SO/SOW/SOOW; 10 AWG; 3 Power Conductors,
Plus 1 Ground. Nominal Length 50 Feet (15 m). Standard.
(Specify Alternate Length at Time of Order.)

Recommended Generator Size: 15 kW Across the Line Start.

*Consult Factory for Applications Exceeding Maximum
Pressure and/or Temperature Indicated.



SEAL SPECIFICATIONS

Tandem, Oil Lubricated.

Upper Seal: Type 21, Mechanical. Carbon Rotating Face.
Ceramic Stationary Face. Buna-N Elastomers.
Stainless Steel 18-8 Cage and Spring.

Lower Seal: Type 2, Mechanical. Tungsten Titanium
Carbide Rotating and Stationary Faces. Stainless
Steel 316 Stationary Seat. Fluorocarbon
Elastomers (DuPont Viton® or Equivalent). Stainless
Steel 303/304 Cage and Spring.

Maximum Temperature of Liquid Pumped, 122°F (50°C).*



GORMAN-RUPP PUMPS

www.grpumps.com

Specifications Subject to Change Without Notice

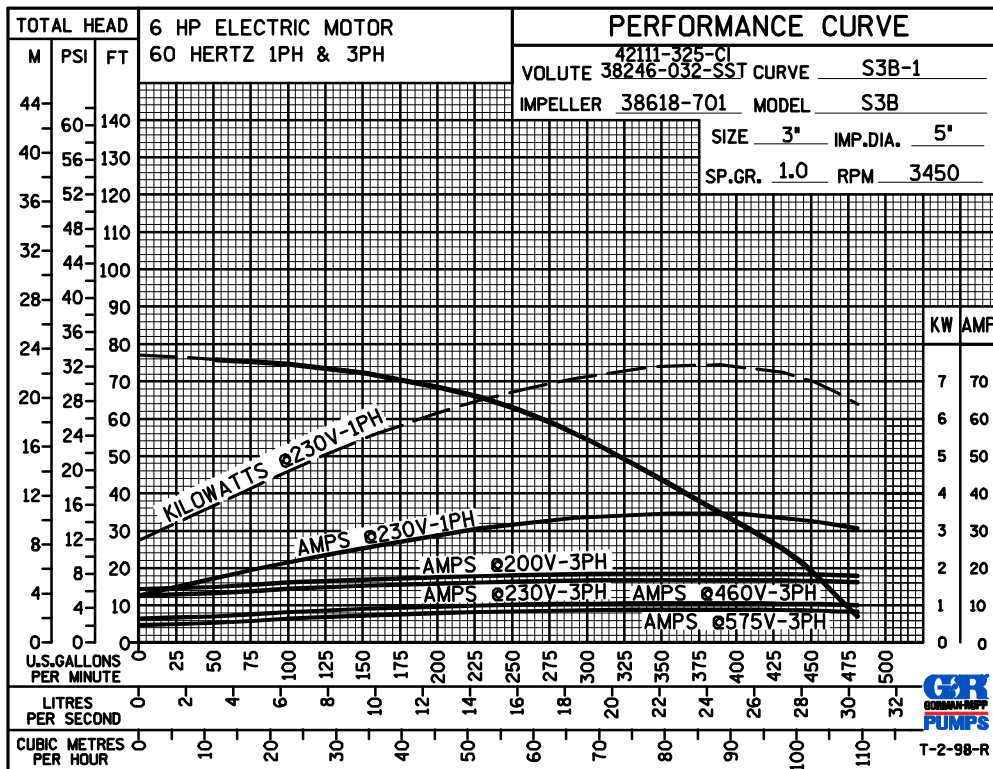
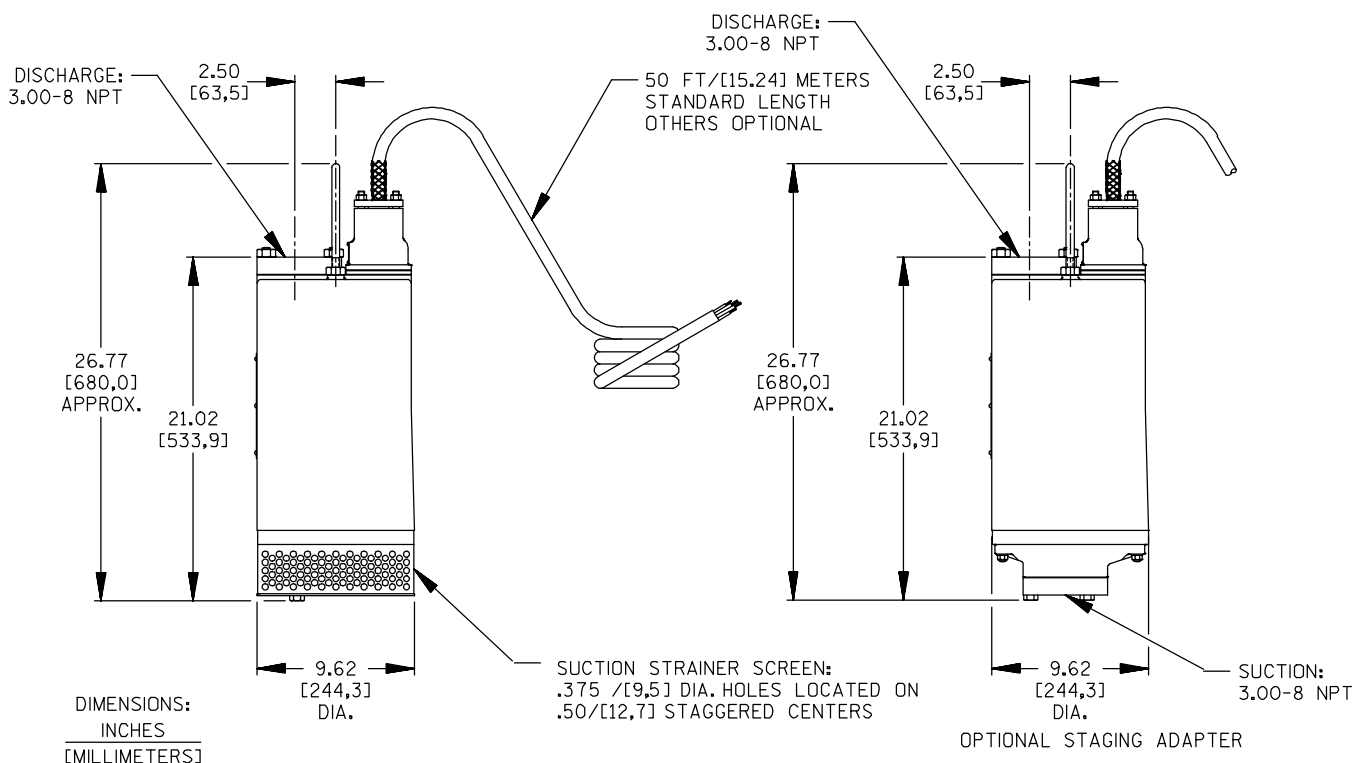
Printed in U.S.A.

Specification Data

SECTION 130, PAGE 660

APPROXIMATE
DIMENSIONS and WEIGHTS

NET WEIGHT: 145 LBS. (65,8 KG.)
SHIPPING WEIGHT: 155 LBS. (70,3 KG.)
EXPORT CRATE SIZE: 7.8 CU. FT. (0,22 CU. M.)



GORMAN-RUPP PUMPS

www.grpumps.com

Specifications Subject to Change Without Notice

Printed in U.S.A.